


		Introductory sub-table (I)(a)	
<b>Name of the Company:</b>		SHAKTI PUMPS INDIA LIMITED	
<b>Scrip Code, Name of the scrip, class of security</b>		531431	
<b>Quarter ended:</b>		31/12/2011	
<b>Partly paid-up shares:-</b>		<b>No. of partly paid-up shares</b>	<b>As a % of total no. of partly paid-up shares</b>
Held by promoter/promoter group		NIL	NIL
Held by public		NIL	NIL
<b>Total - D</b>		<b>NIL</b>	<b>NIL</b>
<b>Outstanding convertible securities:-</b>		<b>No. of outstanding securities</b>	<b>As a % of total no. of outstanding convertible securities</b>
Held by promoter/promoter group		NIL	NIL
Held by public		NIL	NIL
<b>Total - E</b>		<b>NIL</b>	<b>NIL</b>
<b>Warrants:-</b>		<b>No. of warrants</b>	<b>As a % of total no. of warrants</b>
Held by promoter/promoter group		NIL	NIL
Held by public		NIL	NIL
<b>Total - F</b>		<b>NIL</b>	<b>NIL</b>
<b>Total paid-up capital of the company, assuming full conversion of warrants and convertible securities</b>		<b>14043793</b>	




**Statement Showing Shareholding Pattern**

**Company Name: SHAKTI PUMPS INDIA LIMITED**

**Table (I)(a)**

Category code	Category of Shareholder	Number of Shareholders	Total number of shares	Number of shares held in dematerialized form		Total shareholding as a percentage of total number of shares		Number of shares encumbered	As a percentage (IX) = (VIII)/(IV)*100
				(IV)	(V)	(VI)	(VII)		
(I)	(II)	(III)	(IV)	(V)	(VI)	(VII)	(VIII)	(IX) = (VIII)/(IV)*100	
<b>(A)</b>	<b>Shareholding of Promoter and Promoter Group<sup>2</sup></b>								
	<b>1 Indian</b>								
(a)	Individuals/ HUF	0	0	0	0	0.00	0	0.00	
(b)	Central Govt./ State Govt.(s)	0	0	0	0	0.00	0	0.00	
(c)	Bodies Corporate	0	0	0	0	0.00	0	0.00	
(d)	Financial Institutions/ Banks	0	0	0	0	0.00	0	0.00	
(e)	Any Others(Specify)	0	0	0	0	0.00	0	0.00	
(e-i)	Directors Relatives	5	1766000	1766000	1766000	12.57	1167600	66.12	
(e-ii)	Directors	2	5071688	5071688	5071688	36.11	3406000	67.16	
	<b>Sub Total(A)(1)</b>	<b>7</b>	<b>6837688</b>	<b>6837688</b>	<b>6837688</b>	<b>48.69</b>	<b>4573600</b>	<b>66.89</b>	
	<b>2 Foreign</b>								
a	Individuals (NRJ/Foreign Individu	0	0	0	0	0.00	0	0.00	
b	Bodies Corporate	0	0	0	0	0.00	0	0.00	
c	Institutions	0	0	0	0	0.00	0	0.00	
d	Any Others(Specify)	0	0	0	0	0.00	0	0.00	
	<b>Sub Total(A)(2)</b>	<b>0</b>	<b>0</b>	<b>0</b>	<b>0</b>	<b>0.00</b>	<b>0</b>	<b>0.00</b>	
	<b>Total Shareholding of Promote</b>	<b>7</b>	<b>6837688</b>	<b>6837688</b>	<b>6837688</b>	<b>48.69</b>	<b>4573600</b>	<b>66.89</b>	




(B)	<b>Public shareholding</b>																		
	<b>1 Institutions</b>																		
(a)	Mutual Funds/ UTI	0	0	0	0	0.00	0.00	0	0.00										0.00
(b)	Financial Institutions / Banks	2	1597993	720800	720800	11.38	11.38	0	0.00										0.00
(c)	Central Government/ State Gover	0	0	0	0	0.00	0.00	0	0.00										0.00
(d)	Venture Capital Funds	0	0	0	0	0.00	0.00	0	0.00										0.00
(e)	Insurance Companies	0	0	0	0	0.00	0.00	0	0.00										0.00
(f)	Foreign Institutional Investors	0	0	0	0	0.00	0.00	0	0.00										0.00
(g)	Foreign Venture Capital Investors	0	0	0	0	0.00	0.00	0	0.00										0.00
(h)	Any Other (specify)	0	0	0	0	0.00	0.00	0	0.00										0.00
	<b>Sub-Total (B)(1)</b>	<b>2</b>	<b>1597993</b>	<b>720800</b>	<b>720800</b>	<b>11.38</b>	<b>11.38</b>	<b>0</b>	<b>0.00</b>										<b>0.00</b>
<b>B 2</b>	<b>Non-institutions</b>																		
(a)	Bodies Corporate	212	2800366	2694766	2694766	19.94	19.94	0	0.00										0.00
(b)	Individuals																		
I	Ind-Hold nominal shr capital upto	4609	2060910	1965202	1965202	14.67	14.67	0	0.00										0.00
II	Ind-Hold nominal shr capital in ex	26	631922	606122	606122	4.50	4.50	0	0.00										0.00
(c)	Any Other (specify)	0	0	0	0	0.00	0.00	0	0.00										0.00
(c-i)	Clearing member	57	34967	34967	34967	0.25	0.25	0	0.00										0.00
(c-ii)	NRIs	54	79947	79947	79947	0.57	0.57	0	0.00										0.00
	<b>Sub-Total (B)(2)</b>	<b>4958</b>	<b>5608112</b>	<b>5381004</b>	<b>5381004</b>	<b>39.93</b>	<b>39.93</b>	<b>0</b>	<b>0.00</b>										<b>0.00</b>
(B)	<b>Total Public Shareholding (B) =</b>	<b>4960</b>	<b>7206105</b>	<b>6101804</b>	<b>6101804</b>	<b>51.31</b>	<b>51.31</b>	<b>0</b>	<b>0.00</b>										<b>0.00</b>
	<b>TOTAL (A)+(B)</b>	<b>4967</b>	<b>14043793</b>	<b>12939492</b>	<b>12939492</b>	<b>100.00</b>	<b>100.00</b>	<b>4573600</b>	<b>32.57</b>										
(C)	<b>Shares held by Custodians and against which Depository Receipts have been issued</b>																		
	1 Promoter and Promoter Group	0	0	0	0	0.00	0.00	0	0.00										0.00
	2 Public -	0	0	0	0	0.00	0.00	0	0.00										0.00
	<b>Sub-Total (C)</b>	<b>0</b>	<b>0</b>	<b>0</b>	<b>0</b>	<b>0.00</b>	<b>0.00</b>	<b>0</b>	<b>0.00</b>										<b>0.00</b>
	<b>GRAND TOTAL (A)+(B)+(C)</b>	<b>4967</b>	<b>14043793</b>	<b>12939492</b>	<b>12939492</b>	<b>100.00</b>	<b>100.00</b>	<b>4573600</b>	<b>32.57</b>										



(I)(b) Statement showing holding of securities (including shares, warrants, convertible securities) of persons belonging to the category "Promoter and Promoter Group"											
Sr. No.	Name of the shareholder	Details of Shares held	Encumbered shares (*)	Details of warrants	Details of convertible securities	Total shares (including underlying shares assuming full conversion of warrants and convertible securities) as a % of diluted share capital					
(I)	(II)	(III) Number of shares held	(IV) As a % of grand total (A) + (B) + (C)	(V) No.	(VI) As a percentage	(VII) As a % of grand total (A) + (B) + (C) of sub-clause (I) (a)	(VIII) Number of warrants held	(IX) As a % Total Number of warrants of the same Class	(X) Number of convertible securities held	(XI) As a % Total Number of convertible securities of the same Class	(XII)
1	AISHWARYA PATIDAR	385400	2.74	277600	72.03	1.98	0	0.00	0	0.00	0.00
2	DINESH PATIDAR	3521488	25.08	2400000	68.15	17.09	0	0.00	0	0.00	0.00
3	GEEETA PATIDAR	610800	4.35	444000	72.69	3.16	0	0.00	0	0.00	0.00
4	INDIRA PATIDAR	334000	2.38	170000	50.90	1.21	0	0.00	0	0.00	0.00
5	PALLAVI PATIDAR	341800	2.43	182000	53.25	1.30	0	0.00	0	0.00	0.00
6	SEEMA PATIDAR	94000	0.67	94000	100.00	0.67	0	0.00	0	0.00	0.00
7	SUNIL PATIDAR	1550200	11.04	1006000	64.90	7.16	0	0.00	0	0.00	0.00
	<b>TOTAL</b>	<b>6837688</b>	<b>48.69</b>	<b>4573600</b>	<b>66.89</b>	<b>32.57</b>	<b>0</b>	<b>0.00</b>	<b>0</b>	<b>0.00</b>	<b>0.00</b>


(\* ) The term "encumbrance" has the same meaning as assigned to it in regulation 28(3) of the SAST Regulations, 2011



(1)(c)(i) Statement showing holding of securities (including shares, warrants, convertible securities) of persons belonging to the category "Public" and holding more than 1% of the total number of shares.									
Sr. No.	Name of the shareholder	Number of shares held	Shares as a percentage of total number of shares {i.e., Grand Total (A)+(B)+(C) indicated in Statement at para (I)(a) above}	Number of warrants held	As a % Total Number of warrants of the same Class	Number of convertible securities held	As a % Total Number of convertible securities of the same Class	Total shares (including underlying shares assuming full Conversion of warrants and convertible securities) as a % of diluted share capital	
1	GAJRAJ FINVEST PRIVATE LIMITED	167245	1.19	0	0.00	0.00	0	0.00	
2	GREEN INDIA VENTURE FUND	877193	6.25	0	0.00	0.00	0	0.00	
3	GREEN INDIA VENTURE FUND	720800	5.13	0	0.00	0.00	0	0.00	
4	M L SECURITIES AND FINANCE PRIVATE LIMIT	738142	5.26	0	0.00	0.00	0	0.00	
5	RAJAL SECURITIES PRIVATE LIMITED	463400	3.30	0	0.00	0.00	0	0.00	
6	ROULEX INVESTMENT AND FINANCE PRIVATE LI	307508	2.19	0	0.00	0.00	0	0.00	
7	VINAY SECURITIES PRIVATE LIMITED	363000	2.58	0	0.00	0.00	0	0.00	
	<b>TOTAL</b>	<b>3637288</b>	<b>25.90</b>	<b>0</b>	<b>0.00</b>	<b>0.00</b>	<b>0</b>	<b>0.00</b>	



(I)(c)(ii) Statement showing holding of securities (including shares, warrants, convertible securities) of persons (together with PAC) belonging to the category "Public" and holding more than 5% of the total number of shares of the company									
Sr. No.	Name(s) of the shareholder(s) and the Persons Acting in Concert (PAC) with them	Number of shares	Shares as a percentage of total number of shares {i.e., Grand Total (A) + (B) + (C) indicated in Statement at	Details of warrants		Details of convertible securities		Total shares (including underlying shares assuming full conversion of warrants and convertible securities) as a %	
				Number of warrants	As a % Total Number of warrants of the same Class	Number of convertible securities held	% w.r.t Total Number of convertible securities of the same Class		
1	GREEN INDIA VENTURE FUND	877193	6.25	0	0.00	0	0.00	0.00	
2	GREEN INDIA VENTURE FUND	720800	5.13	0	0.00	0	0.00	0.00	
3	M L SECURITIES AND FINANCE PRIV	738142	5.26	0	0.00	0	0.00	0.00	
	<b>TOTAL</b>	<b>2336135</b>	<b>16.63</b>	<b>0</b>	<b>0.00</b>	<b>0</b>	<b>0.00</b>	<b>0.00</b>	



(I)(d)	Statement showing details of locked-in shares.		
	Name of the shareholder	Number of locked-in shares	Locked-in shares as a percentage of total number of shares {i.e., Grand Total (A)+(B)+(C) indicated in Statement at para (I)(a) above}
Sr. No.			
1	GREEN INDIA VENTURE FUND	877193	6.25
2	GREEN INDIA VENTURE FUND	720800	5.13
	<b>TOTAL</b>	<b>1597993</b>	<b>11.38</b>



<b>(II)(a) Statement showing details of Depository Receipts (DRs)</b>				
<b>Sr. No.</b>	<b>Type of outstanding DR (ADRs, GDRs, SDRs, etc.)</b>	<b>Number of outstanding DRs</b>	<b>Number of shares underlying outstanding DRs</b>	<b>Shares underlying outstanding DRs as a percentage of total number of shares {i.e., Grand Total (A) + (B) + (C) indicated in Statement at para (I)(a) above}</b>
1		0	0	0
	<b>TOTAL</b>	<b>0</b>	<b>0</b>	<b>0</b>





(II)(b)	Statement showing holding of Depository Receipts (DRs), where underlying shares held by 'promoter/promoter group' are in excess of 1% of the total number of shares.	Type of outstanding DR (ADRs, GDRs, SDRs, etc.)	Number of shares underlying outstanding DRs	Shares underlying outstanding DRs as a percentage of total number of shares {i.e., Grand Total (A)+(B)+(C) indicated in Statement at para (I)(a) above}
1	TOTAL	0	0	0



ADROIT CORPORATE SERVICES PVT. LTD.  
 Unit : SHAKTI PUMPS INDIA LIMITED  
 Categorwise Summary As on 31/12/2011

SrNo	Code	Description	#Folios	Xage	Shares	Xage
1	1 F	RESIDENT INDIVIDUALS	4635	93.32	2692832	19.17
2	2 F	NON RESIDENT INDIANS(INDIVIDUALS)	54	1.09	79947	0.57
3	3 F	CORPORATE BODIES	195	3.93	2787716	19.85
4	9 C	DIRECTORS	2	0.04	5071688	36.11
5	10 C	DIRECTORS RELATIVES	5	0.10	1766000	12.57
6	13 F	FINANCIAL INSTITUTIONS	2	0.04	1597993	11.38
7	17 F	CLEARING MEMBER	57	1.15	34967	0.25
8	18 F	CORPORATE BODY - BROKER	17	0.34	12650	0.09
Total :			4967	100.00	14043793	100.00



ADROIT CORPORATE SERVICES PVT. LTD. January 07, 2012  
 Unit : SHAKTI PUMPS INDIA LIMITED

\*\*CategoryWise Listing \*\* 10 C DIRECTORS RELATIVES (PROMOTER)

PageNo 83

SrNo	FolioNo	Name	Shares	Percentage
1	IN30076510121296	GEETA PATIDAR	610800	4.35
2	IN30045012768685	AISHWARYA PATIDAR	385400	2.74
3	IN30076510121544	PALLAVI PATIDAR	341800	2.43
4	IN30076510121561	INDIRA PATIDAR	334000	2.38
5	IN30076510121552	SEEMA PATIDAR	94000	0.67
CategoryWise Total :			5	1766000
				12.57



ADROIT CORPORATE SERVICES PVT. LTD. January 07, 2012  
Unit: SHAKTI PUMPS INDIA LIMITED

\*\*CategoryWise Listing \*\* 13 F FINANCIAL INSTITUTIONS

PageNo 84

SlNo	FolioNo	Name	Shares	Percentage
1	GD000003	GREEN INDIA VENTURE FUND	877193	6.25
2	IN30012611230248	GREEN INDIA VENTURE FUND	720800	5.13
CategoryWise Total :			1597993	11.38

